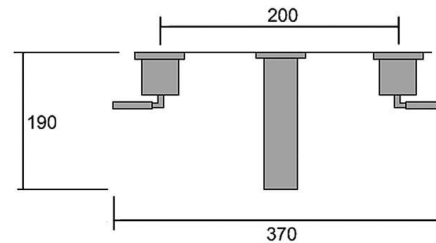


## Fitting Instructions – KH2 Range

### KH2.775 – Bath 3-hole Wall Set



#### Finishes:

- Chrome

#### Water Pressure:

|                         |     |
|-------------------------|-----|
| Low (0.2 – 1.0 bar):    | No  |
| Medium (1.0 – 3.0 bar): | Yes |
| High (3.0 – 5.0 bar):   | Yes |

#### Peace of mind:

- Covered by our 7 year limited warranty


#### Frequent questions:

Connection:  $\frac{3}{4}$ " BSP

Cavity depth required: 70mm

#### Box Contents:

- $\frac{3}{4}$ " manifold
- Tap heads (1pr)
- Spout
- Spout plate
- Fitting kit



## Fitting Instructions – KH2 Range


### Fitting Instructions:

#### First fit:

- The valves on the manifold must protrude at least 25mm (35mm maximum) from the finished surface of the wall to enable the heads to be attached. Mount the manifold in the cavity to allow for this measurement.

#### Second fit:

- Push each head onto the valves, checking that the handles line up horizontally when the valves are open. Secure in place by tightening the grub screws underneath each head.
- Remove the 1/2" – 3/4" adaptor from the centre of the manifold. Apply PTFE tape to the thread and re-insert.
- Unscrew the large spout connector from the spout, and screw it into the manifold (the O ring creates a seal).
- Slide the spout plate onto the base of the spout. Peel off the protective paper on the back of the plate.
- Screw the spout onto the manifold.



## Fitting Instructions – KH2 Range

### Cleaning Instructions:

- Clean regularly.
- Wipe with a clean damp cloth, followed by a clean dry cloth.
- Abrasive or cream cleaners should **NOT** be used.
- For marks which are difficult to remove in this way, use sparingly and infrequently a 'multi use metal polish' recommended for chrome finish.

### Installation:

Waterfront recommends that all its products are installed by qualified plumbers and / or builders. Waterfront will not supply replacement parts / products, or issue credit for products that have been damaged due to improper installation.

### 7 and 3 Year Limited Warranty

Waterfront Bathrooms warrants its products to be free from manufacturing defects in material and workmanship for a period of 7 years from the date of purchase. Water Front warrants the finish of its products for a period of 3 years from the date of purchase.

If any such product proves to be defective during the appropriate warranty period Waterfront Bathrooms will provide as similar replacement parts or products as possible at the location of the purchase.

This Warranty does not cover products or ceramic disc cartridges that have been improperly installed or subjected to abnormal or improper use or scratched or scuffed due to the use of corrosive or abrasive cleaning agents. This Warranty does not cover shower valves and shower fittings unless they have been serviced by a qualified plumber every 12 months from installation.

This Warranty does not cover shipping costs, labour costs or any other cost associated with the installation or replacement of the product parts and is provided only to the original purchaser of the product.

Subject to your statutory rights, Waterfront Bathrooms is not responsible or liable for indirect, special or consequential damages arising out of or in connection with the use or performance of its products and its liability under this Warranty is limited to replacement of the defective product or part at the location of purchase.

Waterfront Bathrooms makes no additional warranties and to the extent permitted by law, any implied warranty (including that of satisfactory quality or fitness for purpose) is limited in its duration and applicability to that of the written limited warranties set out above. Nothing in this Warranty affects your statutory rights.

Nothing in this Warranty will operate to limit or exclude Waterfront Bathrooms' liability for death or personal injury resulting from Waterfront's negligence.